






Administering System Center Configuration Manager (MOC20703-1).

Administering System Center Configuration Manager (MOC20703-1).

 Seminar	 Zurzeit keine Termine	 Teilnahmebescheinigung
 Präsenz / Virtual Classroom	 40 Unterrichtseinheiten	

Seminarnummer: 29467 | Herstellernummer: MOC20703-1

Stand: 10.07.2025. Alle aktuellen Informationen finden Sie unter <https://akademie.tuv.com/s/29467>

Der System Center Configuration Manager, Microsofts Lösungen für die Netzwerk- und Systemadministration. Egal ob es um die Hard- und Softwareinventarisierung, Verwaltung von Anwendungen und Software-Updates geht, hier lernen Sie damit umzugehen. Und vieles mehr.

Bitte Hinweis zum Examen 70-703 unten beachten!

Nutzen

This five-day course describes how to use Configuration Manager and its associated site systems to efficiently manage network resources. You will learn day-to-day management tasks, including how to manage applications, client health, hardware and software inventory, operating system deployment, and software updates by using Configuration Manager. You also will learn how to optimize System Center Endpoint Protection, manage compliance, and create management queries and reports.

Zielgruppe

This course is for experienced information technology (IT) professionals, typically described as Enterprise Desktop Administrators (EDAs). These EDAs deploy, manage, and maintain PCs, devices, and applications across medium, large, and enterprise organizations. A significant portion of this audience uses, or intends to use, the latest release of Configuration Manager to manage and deploy PCs, devices, and applications.

Voraussetzungen

- Networking fundamentals, including common networking protocols, topologies, hardware, media, routing, switching, and addressing.
- Active Directory Domain Services (AD DS) principles and fundamentals of AD DS management.
- Installation, configuration, and troubleshooting for Windows-based personal computers.
- Basic concepts of public key infrastructure (PKI) security.
- Basic understanding of scripting and Windows PowerShell syntax.
- Basic understanding of Windows Server roles and services.
- Basic understanding of the configuration options for iOS, Android, and Windows Mobile device platforms.

Inhalte des Seminars

Module 1: Managing computers and mobile devices in the enterprise

This module describes the features of Configuration Manager that you can use to perform complex management tasks

Lessons

- Overview of systems management by using enterprise management solutions
- Overview of the Configuration Manager architecture
- Overview of the Configuration Manager administrative tools
- Tools for monitoring and troubleshooting a Configuration Manager site

Module 2: Analyzing data using queries and reports

The Microsoft System Center Configuration Manager database stores a large amount of data about the resources in your environment. You might not always want to perform all management tasks on all resources simultaneously. Therefore, to help you locate devices or user objects in your environment that meet specific criteria, you can create queries. You then can use these queries to create collections or to find additional information about specific resources. This module describes queries and methods of creating and running them. In addition to queries, you can run reports to view various types of information related to your Configuration Manager environment. To run Configuration Manager reports, you must install and configure a reporting services point, which this module details.

Lessons

- Introduction to queries
- Configuring Microsoft SQL Server Reporting Services (SSRS)

Module 3: Preparing the management infrastructure to support PCs and mobile devices

This module explains how to prepare the management infrastructure, including configuring boundaries, boundary groups, and resource discovery. Additionally, it describes how Configuration Manager interacts with the Microsoft Exchange Server environment to discover and manage mobile devices.

Lessons

- Configuring site boundaries and boundary groups
- Configuring resource discovery
- Configuring the Exchange Server Connector for mobile device management
- Configuring user and device collections

Module 4: Deploying and managing clients

This module explains the supported operating systems and devices, the software requirements, and the different methods for installing the Configuration Manager client. This module also describes some of the default and custom client settings that you can configure. After installing the client software, you can configure the client settings to perform routine management tasks.

Lessons

- Overview of the Configuration Manager client
- Deploying the Configuration Manager client
- Configuring and monitoring client status
- Managing client settings in Configuration Manager

Module 5: Managing inventory for PCs and applications

This module provides an overview of inventory collection, and explains how you can manage the information collected. You also will learn about the process of collecting hardware and software inventory, initiating inventory cycles, and initiating and securing inventory collection. This module also covers the use of software metering to monitor program usage, and the configuration and management of Asset Intelligence.

Lessons

- Overview of inventory collection
- Configuring hardware and software inventory
- Managing inventory collection
- Configuring software metering
- Configuring and managing Asset Intelligence

Module 6: Distributing and managing content used for deployments

Configuration Manager clients obtain content, such as packages, applications, software updates, and even operating system images, from distribution points. Configuration Manager relies on the distribution point infrastructure to provide content management functionality. In this module, you will review the content management features, configure distribution points, and learn how to distribute and monitor content. You also will perform content validation and content prestaging.

Lessons

- Preparing the infrastructure for content management
- Distributing and managing content on distribution points

Module 7: Deploying and managing applications

In this module, you will learn about the methods for creating, deploying, and managing applications with Configuration Manager. You also will learn to use the Software Center and the Application Catalog to install available applications. You will learn about managing deployments on unconventional applications. In addition, you will learn to install Windows 10 apps and virtualized applications.

Lessons

- Overview of application management
- Creating applications
- Deploying applications
- Managing applications
- Deploying virtual applications by using System Center Configuration Manager (Optional)
- Deploying and managing Windows Store apps

Module 8: Maintaining software updates for managed PCs

This module explains how to use the software updates feature in Configuration Manager to implement an end-to-end management process for the complex task of identifying, deploying, and monitoring software updates to your Configuration Manager clients.

Lessons

- The software updates process
- Preparing a Configuration Manager site for software updates
- Managing software updates
- Configuring automatic deployment rules
- Monitoring and troubleshooting software updates

Module 9: Implementing Endpoint Protection for managed PCs

Configuration Manager provides a number of security-related features that you can use to help protect client computers from malware threats, and to configure specific Windows Firewall settings for clients.

Based on System Center Endpoint Protection (Endpoint Protection) functionality, Endpoint Protection in Configuration Manager supports the deployment, management, and monitoring of antimalware policies and Windows Firewall settings on client computers. This module explains how to use configure Endpoint Protection Configuration Manager to implement Endpoint Protection and deploy and monitor Endpoint Protection policies.

Lessons

- Overview of Endpoint Protection in Configuration Manager
- Configuring, deploying, and monitoring Endpoint Protection policies

Module 10: Managing compliance and secure data access

Many enterprise organizations require systems, such as servers, laptops, desktop computers, and mobile devices, to meet specific configuration and compliance requirements. Compliance settings in Configuration Manager can play a key role in identifying existing configurations, discovering systems that have adverse configuration changes, and remediating these settings automatically when necessary. Compliance settings also can help control how users manage and access data in the enterprise network environment. For computers that run Windows 8 and newer operating systems, you can manage data using folder redirection, offline files, and roaming profiles. You also can control access to data using remote connection profiles, virtual private network (VPN) profiles, Wi-Fi profiles, and certificate profiles. This module describes the compliance settings that you can manage using Configuration Manager. You will learn to use these settings to maintain configuration requirements and to provide secure data access to enterprise resources.

Lessons

- Overview of Compliance Settings
- Configuring compliance settings
- Viewing compliance results
- Managing resource and data access

Module 11: Managing operating system deployment

You can use the operating system deployment feature in Configuration Manager to create operating system images that you can deploy to unmanaged computers and those managed by Configuration Manager. There are several scenarios in which you can deploy operating systems by using Configuration Manager, including when you are working with new systems or when you are upgrading existing ones. Operating system deployment uses both Configuration Manager and Windows components to manage and deliver operating system images. You can configure settings on a reference computer prior to capturing an image of its operating system or by using task sequences that Configuration Manager creates after you deploy the image to a target system.

Lessons

- An overview of operating system deployment
- Preparing a site for operating system deployment

- Deploying an operating system
- Managing Windows as a service

Module 12: Managing and maintaining a Configuration Manager site

This module explains how to use manage and maintain a Configuration Manager site. It describes role-based administration, Remote Tools, and the site maintenance tasks that you can manage by using Configuration Manager. Additionally, it explains how to back up and recover a Configuration Manager site system.

Lessons

- Configuring role-based administration
- Configuring Remote Tools
- Overview of Configuration Manager site maintenance
- Backing up and recovering a Configuration Manager site

Wichtige Hinweise

UPDATE zur MCSA/MCSE Zertifizierung: Ab 1.2. 2021 sind diese Prüfungen nicht mehr verfügbar, und deshalb können die damit verbundenen Zertifizierungen nicht mehr neu erreicht werden.

jetzt auch online Teilnahme möglich durch unsere Virtual Classroom (VC) Lösung. Wegen Reiseeinschränkungen können Sie nicht zu uns kommen? Wir binden Sie gerne online in das live Seminar ein. Kontaktieren Sie uns direkt damit wir dieses für Sie organisieren.

Terminübersicht und Buchung

Buchen Sie Ihren Wunschtermin jetzt direkt online unter <https://akademie.tuv.com/s/29467> und profitieren Sie von diesen Vorteilen:

- Schneller Buchungsvorgang
- Persönliches Kundenkonto
- Gleichzeitige Buchung für mehrere Teilnehmer:innen

Alternativ können Sie das Bestellformular verwenden, um via Fax oder E-Mail zu bestellen.